



# FLEXSTAR<sup>®</sup>



## 120W DIMMABLE LED GROW LIGHT INSTRUCTION MANUAL



## FLEXSTAR 120W DIMMABLE LED GROW LIGHT INSTRUCTION MANUAL



### IMPORTANT SAFETY INFORMATION



Please read the following information carefully before using. Failure to observe these safety instructions may result in serious injury and will release FLEXSTAR of all liability and void all product warranties.

#### Important safety information:

**Handling.** Set up our light in the operating environment that allows for adequate air circulation. Never let objects into the ventilation openings.

**Indoor use only.** Non-waterproof, protect your lights from dampness. Do not expose to water drip or spray. Do not expose the lights to physical harm such as impact or severe environmental conditions. Working temperature is -20°C to 40°C (-4°F to 104°F).

**Power cord.** Your AC cord has a three-wire grounding plug (a plug that has a grounding pin). This plug fits only a grounded AC outlet. If you're unable to insert the plug into an outlet because the outlet isn't grounded, contact a licensed electrician to replace the outlet with a properly grounded one.



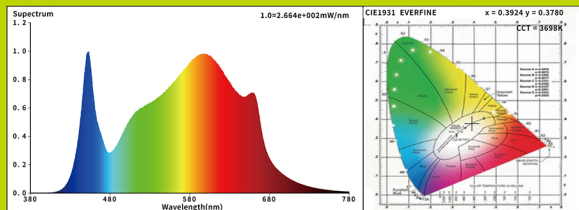
Repairing. If there is something wrong with your light, please contact us. Opening the light to inspect or repair with permission will not affect your existing warranty. However, if you open the light or install items in it without our permission, you risk damaging your light. This type of damage isn't covered by the limited warranty.

Cleaning. When cleaning the outside of your light and its components, first shut down your light, then unplug the power cord. Then dampen a clean, soft, lint-free cloth to wipe the light. Avoid allowing moisture in any openings.

Warning. LED grow lights can cause eye damage. Avoid looking directly at the lights when they are on. Use shielding and light blocking glasses to protect your eyes.

## PHOTOSYNTHESIS

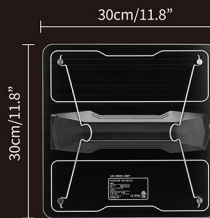
Output Spectrum Test Report



## PACKAGE INCLUDES

- 1 x 120W LED grow light
- 1 x Power Cord
- 1 x Unstruction Manual
- 2 x RJ11 3 way telephone cable splitter

## DIMENSIONS



[ TOP VIEW ]



[ FLAT VIEW ]

## SPECIFICATIONS

Light Source	Samsung LM301H
Spectrum	Full Spectrums; 380nm-780nm, rich 660nm
Input power	120W/100-277V
Frequency	50-60HZ
Fix Dimensions	11.8"X11.8" Wx2.2" H 30cm L x30cm Wx5.6cm H
Weight	3.22lbs/1.46kg
Energy Efficiency	2.3umol/J
Dimming	25 %/50 %/75 %/100%/OFF
Lifetime	L90: >54000hrs
Power Factor	>88%
Certifications	ETL&CE&IP65
Warranty	3 Year Standard Warranty

## MAX AMPERAGE VOLTAGE SERVICE

VOLTAGE	120V	208V	240V	277V
AMPERAGE	1.00A	0.58A	0.50A	0.43A

## APPLICATION

SUGGESTED HANGING DISTANCE & SUGGESTED LIGHTING TIME

Stage	Distance		Time	Wattage
	Inch (in)	Centimeter (CM)		
Germination	24-30	61-76	18 Hours ON	50%
Seeding	24	61	16 Hours ON	50%-75%
Veg	18-24	46-61	18 Hours ON	75%-100%
Flower	12-18	30-46	12 Hours ON	100%

Note: This suggestion is for reference only, and can be freely adjusted according to the actual situation.

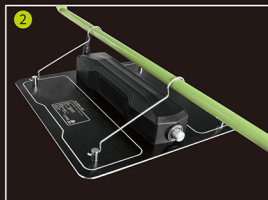
Set at high power of LED and high away from the plant, it covers more area. Or set to a lower power and close to the plant, it covers less but is more eco-friendly.

## INSTALLATION

1. Use yoyo to pass through the hook of the LED, and then fix the other end of yoyo on the ceiling of the greenhouse.



2. Take off the LED hook, then put the hook on the bracket, and then install the LED.



## WARRANTY TERMS

1. We offer three years' warranty for all of our products purchased against manufacturing defects, from the date of purchase. If you need warranty assistance, please contact us as soon as possible.

2. The warranty does not cover damage due to high moisture levels, water, power surges, improper hanging/mounting, improper use, dust build-up or user modifications.

3. Our company reserves all the rights for final explanation of this warranty structure. If you have any questions about our warranty policy, please contact us.

# FLEXSTAR<sup>®</sup>

## 120W DIMMABLE LED GROW LIGHT INSTRUCTION MANUAL

